




GENERAL NOTES

1. THE DIAMETER OF ALL DOWELS SHALL BE AS SHOWN ON STD. BC 572.21. SAND SHOES ADDED WHEN SPECIFIED ARE TO BE USED UNDER THE FRAME TO HOLD DOWEL UNIT IN TRUE ALIGNMENT. SAND SHOES ADDED IN FIELD. THE UNITS ARE TO BE STAKED IN PLACE BY DRIVING #1/0 GAGE PINS IN NUMBERS & TO A DEPTH AS SUBGRADE CONDITIONS MAKE NECESSARY ALONG BOTH SIDES OF FRAME. A MINIMUM OF SIX (6) STAKES SHALL BE USED FOR EACH ASSEMBLY. THE UNITS ARE TO BE SHOP FABRICATED AS TO FRAME, ETC... THE SAND SHOES (WHEN SPECIFIED), JOINT FILLER, JOINT CAP, AND EXPANSION TUBES ARE TO BE ADDED IN THE FIELD.
2. LOAD TRANSFER ASSEMBLY EXPANSION JOINTS SHALL BE REQUIRED AT ALL P.C.'S ON THE MAIN LINE OR AT 400' INTERVALS OR WHERE AND AS DIRECTED BY THE ENGINEER.

	APPROVED:  DIVISION CHIEF, TRANSPORTATION ENGINEERING AND CONSTRUCTION  DIRECTOR, DEPARTMENT OF TRANSPORTATION	CITY OF BALTIMORE DEPARTMENT OF TRANSPORTATION TRANSPORTATION ENGINEERING AND CONSTRUCTION	ISSUED 8 / 2010	REVISED	REVISED	
	LOAD TRANSFER ASSEMBLY EXPANSION JOINTS			STANDARD NO. BC 572.22		
				SCALE: NONE	SHEET 1 OF 1	