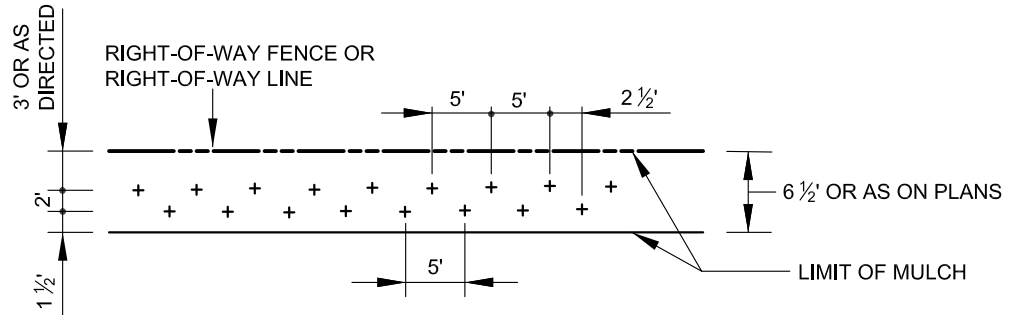
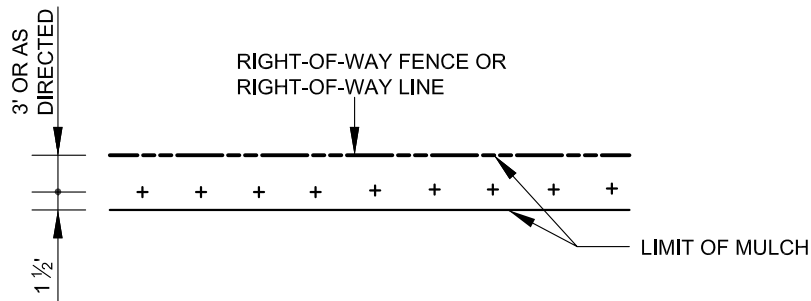


NOTE:

1. NO SHRUB SHALL BE PLANTED CLOSER THAN 6' FROM ANY MAJOR, MINOR OR EVERGREEN TREES IN BED.
2. SPACING OF SHRUBS AND WIDTH OF BED ARE AS SHOWN ON THE PLANS OR AS OTHERWISE DIRECTED.
3. SHRUBS SHOULD BE PLANTED AN ADEQUATE DISTANCE FROM SIDEWALK RIGHT-OF-WAY BASED ON MATURE SIZE OR AS DIRECTED ON THE PLANS.



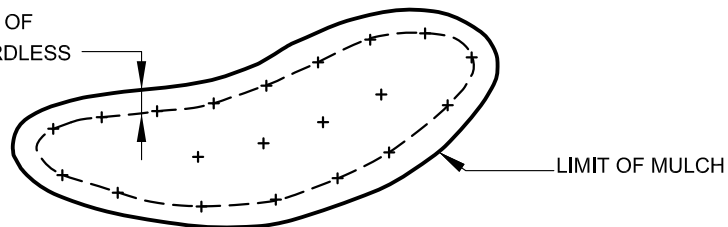
**DOUBLE STAGGERED ROW
ADJACENT TO RIGHT-OF-WAY**



**SINGLE ROW
ADJACENT TO RIGHT-OF-WAY**

NOTE: MULCH ENTIRE AREA AS SPECIFIED

1 1/2' LIMIT OF MULCHING
APPLIES TO ALL AREAS OF
PLANT SPACING REGARDLESS



IRREGULAR BED



APPROVED:
Primal Devita
DIVISION CHIEF, TRANSPORTATION ENGINEERING
AND CONSTRUCTION
Khalil Zare
DIRECTOR, DEPARTMENT OF TRANSPORTATION

CITY OF BALTIMORE
DEPARTMENT OF TRANSPORTATION
TRANSPORTATION ENGINEERING AND
CONSTRUCTION

**MULCHING SHRUB BEDS
AND PLANTING PATTERNS**

ISSUED	REVISED	REVISED
8 / 2010		

STANDARD NO.
BC 701.31

SCALE : NONE

SHEET 1 OF 1