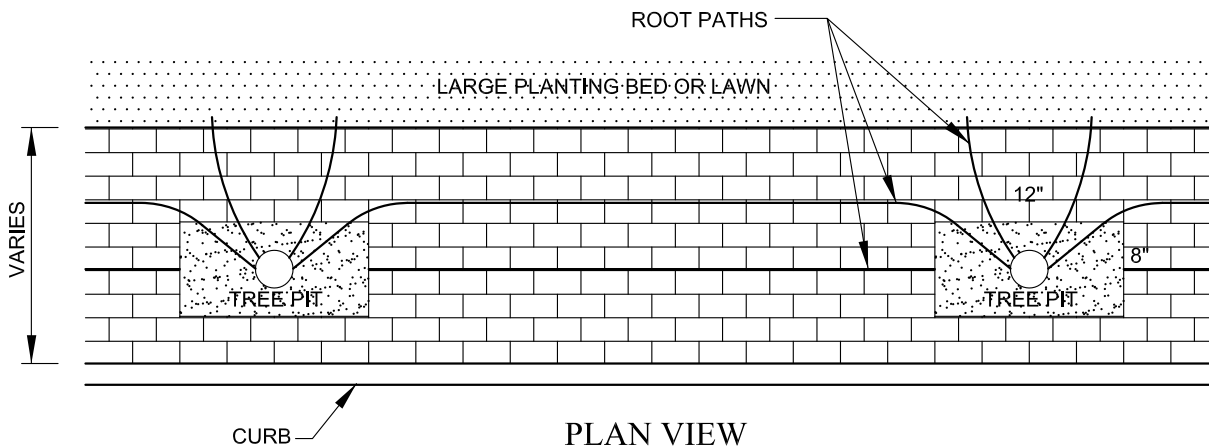
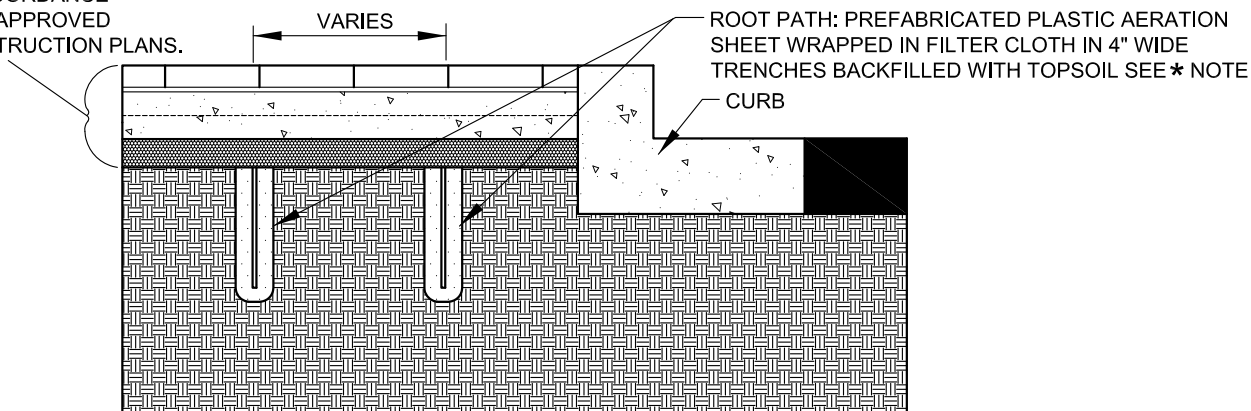


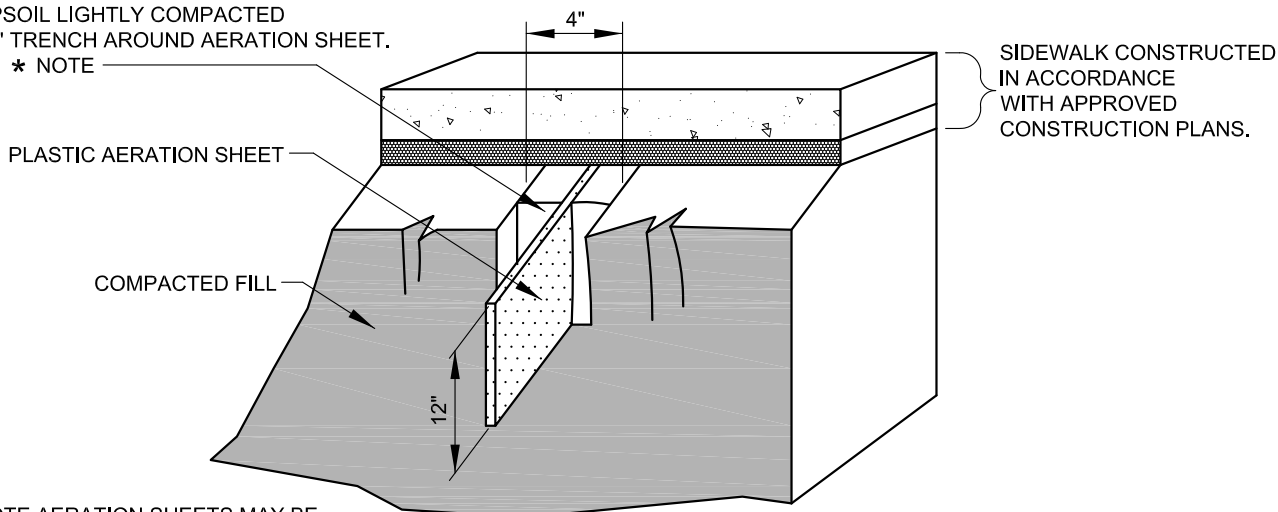
PLANTING BED OR LAWN TO BE MIN. 2X WIDTH OF CROSSED WALK,  
E.G. ROOT PATHS UNDER 10' WIDE WALK MUST TIE INTO 20' WIDE BED OR LAWN



SIDEWALK CONSTRUCTED  
IN ACCORDANCE  
WITH APPROVED  
CONSTRUCTION PLANS.



TOPSOIL LIGHTLY COMPACTED  
IN 4" TRENCH AROUND AERATION SHEET.  
SEE \* NOTE



\* NOTE AERATION SHEETS MAY BE  
OFFSET TO EITHER SIDE OF  
TRENCH FOR EASE OF INSTALLATION



APPROVED:  
*Bimal DeWaha*  
DIVISION CHIEF, TRANSPORTATION ENGINEERING  
AND CONSTRUCTION  
*Khalil Zare*  
DIRECTOR, DEPARTMENT OF TRANSPORTATION

CITY OF BALTIMORE  
DEPARTMENT OF TRANSPORTATION  
TRANSPORTATION ENGINEERING AND  
CONSTRUCTION

ROOT PATHS DETAILS

ISSUED	REVISED	REVISED
8 / 2010		

STANDARD NO.  
BC 705.02

SCALE : NONE

SHEET 1 OF 1