


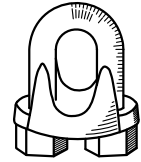
**ENLARGEMENT 'A'**

TURNBUCKLE AS SPECIFIED  
 (MINIMUM 4 1/2" OPENING)

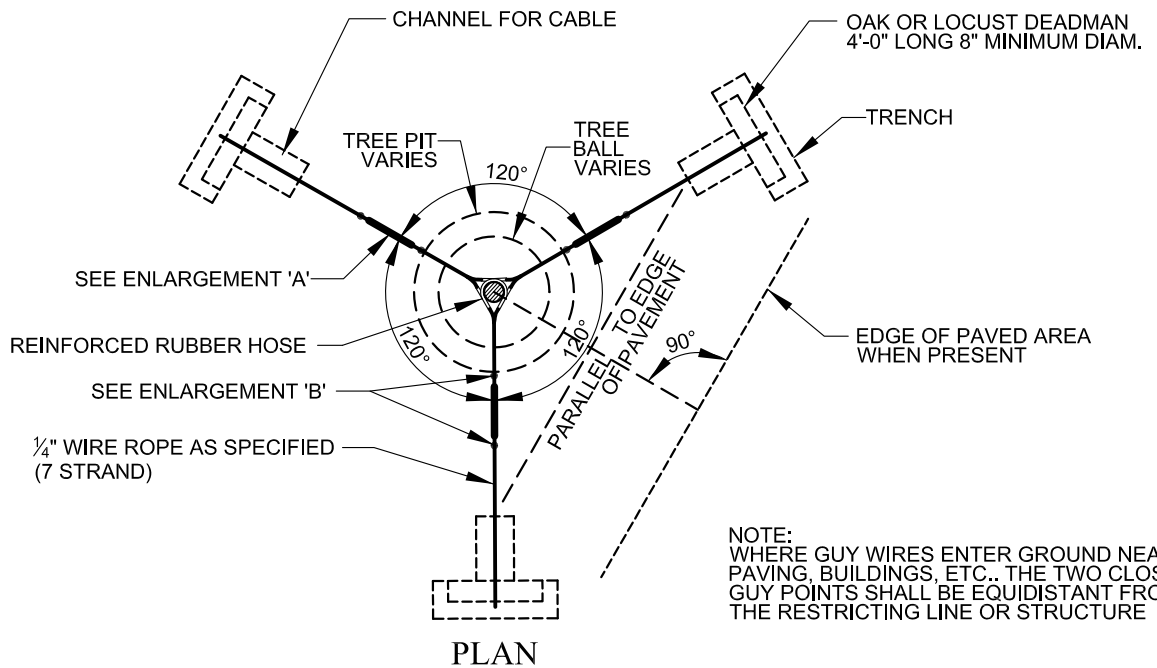
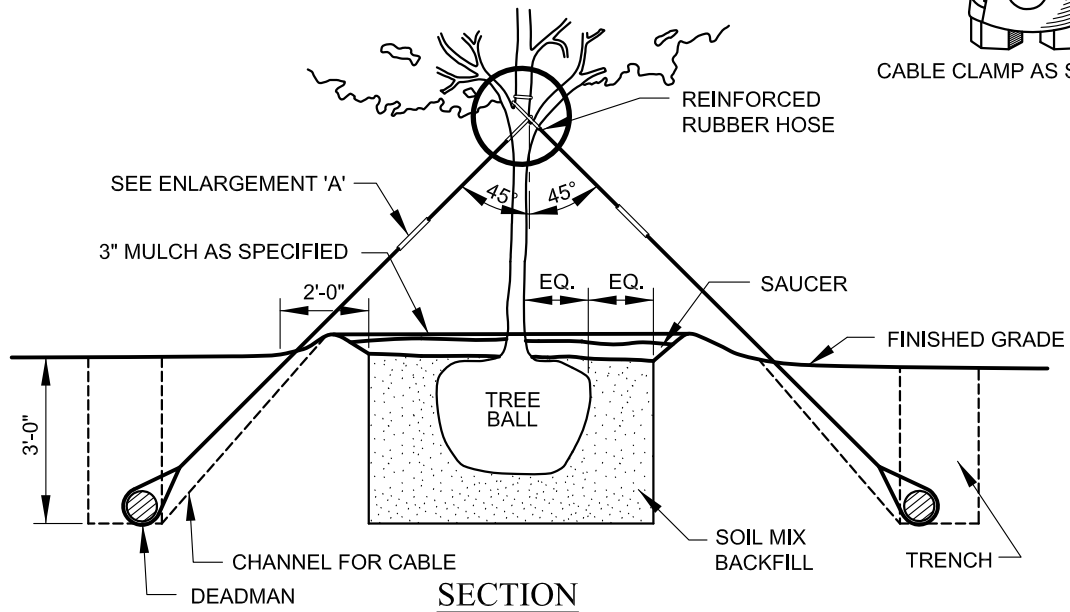


SEE ENLARGEMENT 'B'

**ENLARGEMENT 'B'**



CABLE CLAMP AS SPECIFIED



NOTE:  
 WHERE GUY WIRES ENTER GROUND NEAR PAVING, BUILDINGS, ETC.. THE TWO CLOSEST GUY POINTS SHALL BE EQUIDISTANT FROM THE RESTRICTING LINE OR STRUCTURE

	APPROVED:  DIVISION CHIEF, TRANSPORTATION ENGINEERING AND CONSTRUCTION  DIRECTOR, DEPARTMENT OF TRANSPORTATION	CITY OF BALTIMORE DEPARTMENT OF TRANSPORTATION TRANSPORTATION ENGINEERING AND CONSTRUCTION	ISSUED 8 / 2010	REVISED	REVISED
	<b>GUYING TREES OVER          4" CALIPER</b>		STANDARD NO. BC 710.31-2		
			SCALE : NONE	SHEET 2 OF 2	