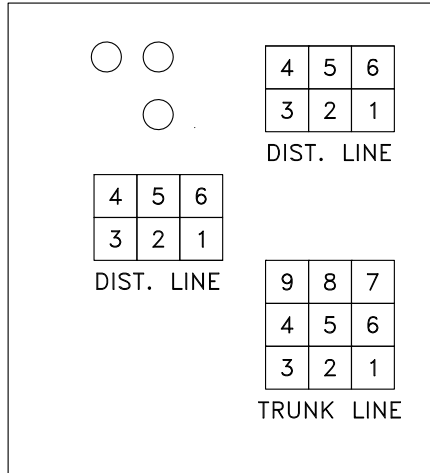


# DUCT IDENTIFICATION

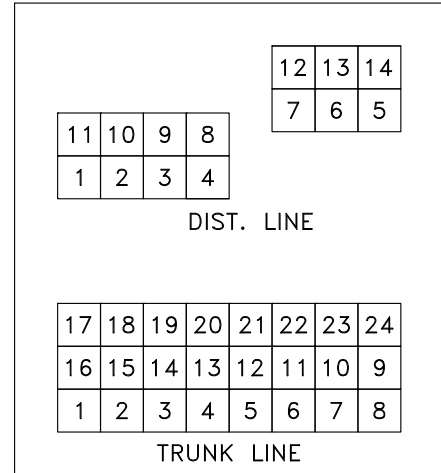
## IV. EXAMPLES

The following sketches show various duct arrangements and the proper method to use in identifying ducts in each group.

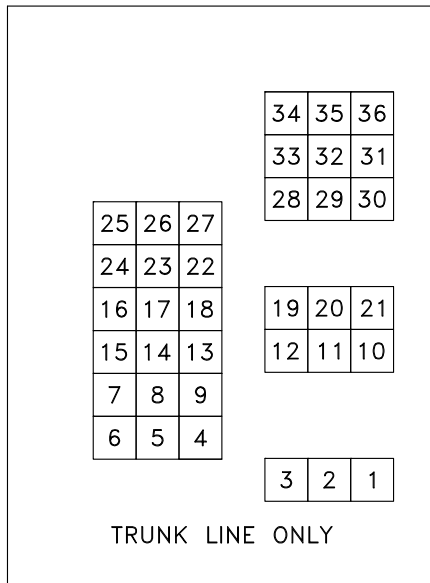
NORTH WALL



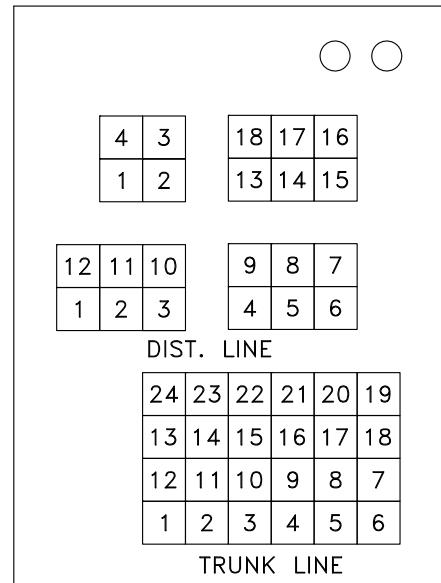
SOUTH WALL



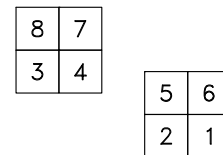
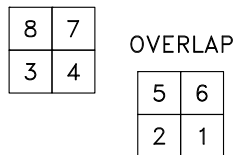
EAST WALL



WEST WALL



When any portion of a row of ducts in separate duct banks overlap, they are considered in the same plane and are counted as being in a straight line. See below.



APPROVED:

*Richard J. Baker*  
CHIEF, CONDUIT DIVISION

*Khali Zare*  
DIRECTOR, DEPARTMENT OF TRANSPORTATION

**CITY OF BALTIMORE  
DEPARTMENT OF TRANSPORTATION  
CONDUIT DIVISION**

**DUCT IDENTIFICATION**

ISSUED	REVISED	REVISED
8 / 2010		

**STANDARD NO.  
BC 830.01 - 5**

SCALE : NONE      SHEET 5 OF 6